



YOUR PRODUCTS
WILL CONQUER
THE WORLD

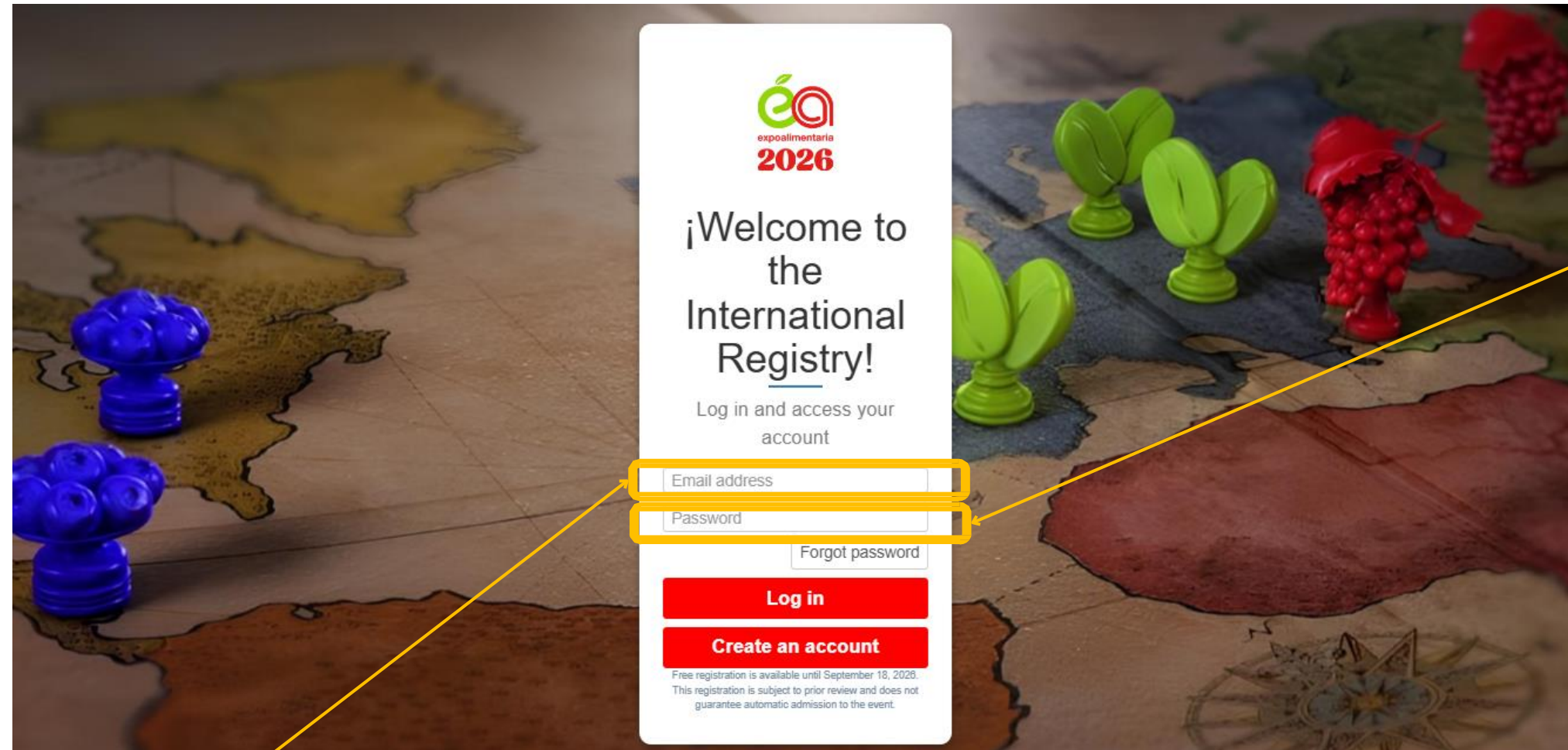
Be part of
Expoalimentaria 2026





REGISTRATION MANUAL

1. PRE-REGISTRATION: CREATION OF A NEW ACCOUNT



Only individuals with identification documents, foreign residency cards, or residency cards from a country other than Peru are eligible to create an account as an **International Buyer/Visitor**.

<https://expoalimentariaperu.adexperu.org.pe/CompradoresInternacionalesEN/>

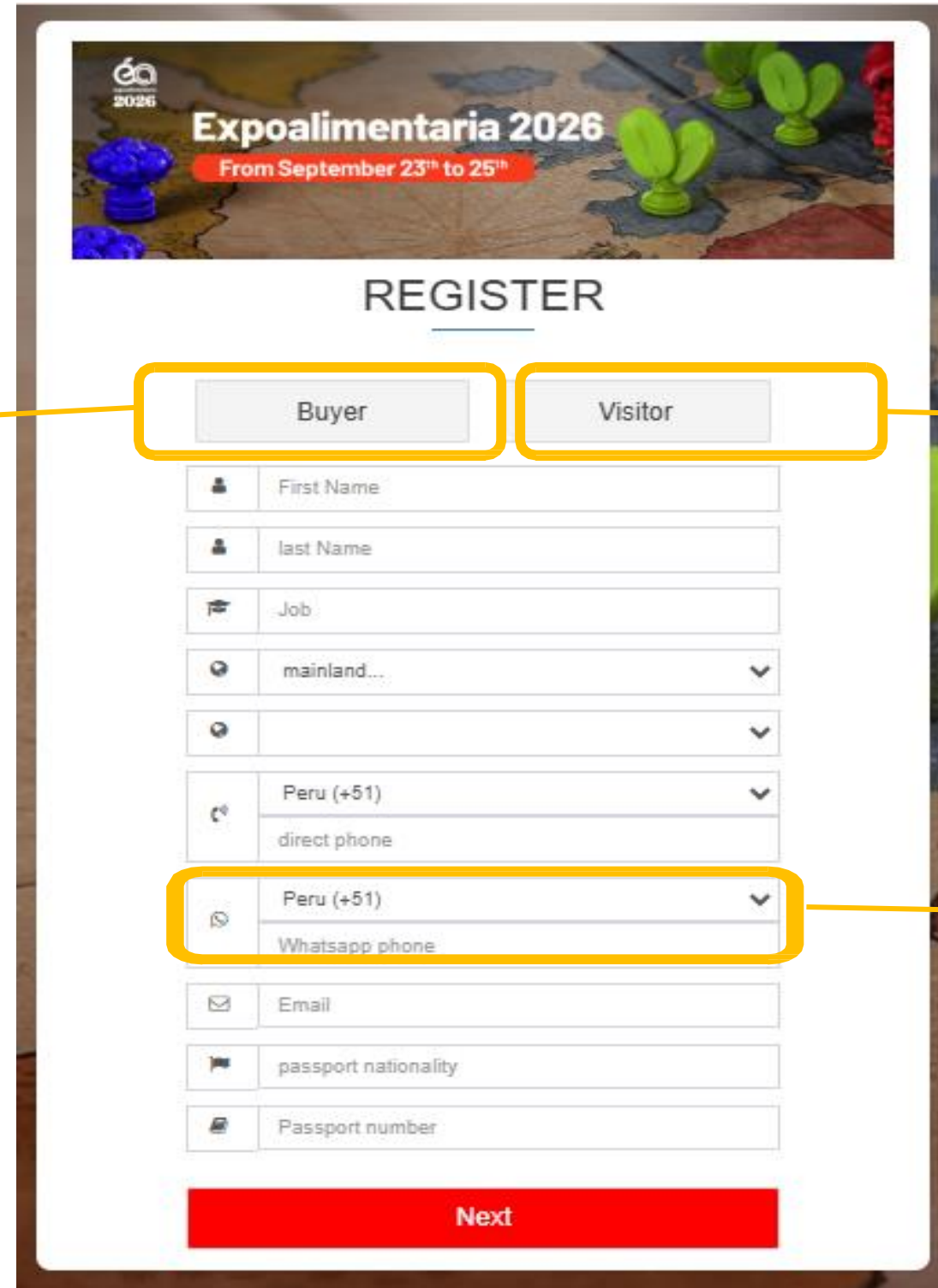
If you have a **previous account**; You only have to log in with your username and your password.



2. SELECT THE PARTICIPATION PROFILE

Buyer Profile:

- Allows application to the Hosted Buyer Program.
- Allows scheduling and attendance to business matchmaking sessions at the Fair upon prior notice. (Limited slots available)



Visitor Profile:

- Foreign individual interested in visiting the Fair independently.
- Limited access to information.

New required field: WhatsApp


Complete all requested data, otherwise the registration will not be valid



3. SELECT YES/NO IF YOU WILL PARTICIPATE IN THE HOSTED BUYER PROGRAM (HBP)

IF YOU PARTICIPATE IN THE HBP:

- You must complete all requested company information.
- Product line fields, company logo, and passport photo are mandatory information for registration. It is recommended to have this information prior to filling out the registration.



Expoalimentaria 2026
From September 23rd to 25th

Dear: Grisell, Please complete the following information

want to participate in the hosted buyer program

Company's Business Name

Business name of the company

Product Line

Address

City

State

Province

mainland...

country

Web address

Year of incorporation

Annual sales

Annual imports

Trade with Peru

Company logo file

Seleccionar archivo | Ningún archivo seleccionado

Passport file

Seleccionar archivo | Ningún archivo seleccionado

By participating in the Hosted Buyer program, you are giving us the consent to use the information and images for use in the dissemination of the Expoalimentaria 2026 event. I confirm my authorization.

Next

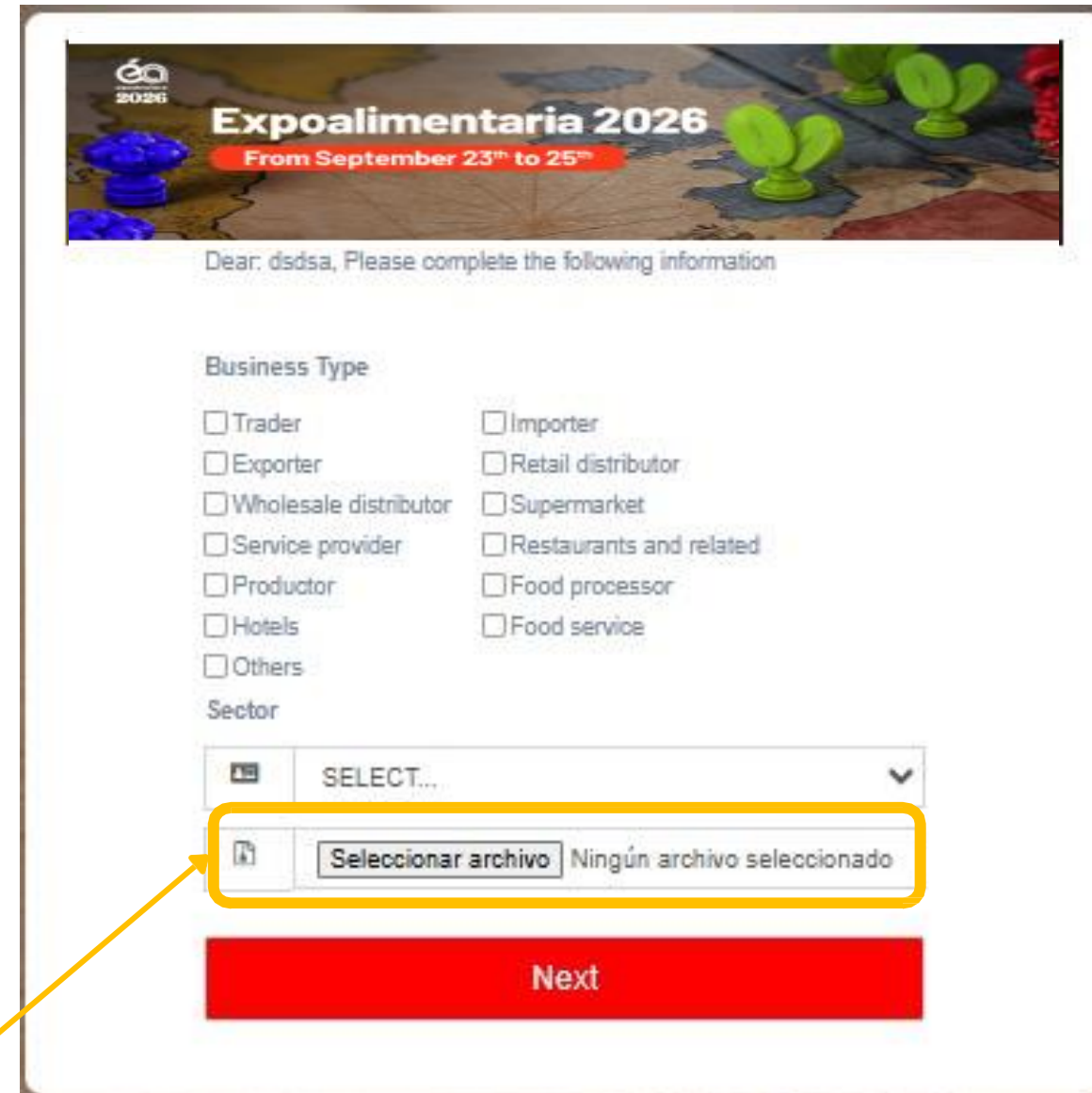
IF YOU DO NOT PARTICIPATE IN THE HBP:

- Only basic information about the company is required, and it will not proceed to the selection and evaluation committee.

- By selecting your participation in the HBP, you are consenting to the use of images and information for the promotion of the Expoalimentaria Fair.



4. SELECT COMPANY TYPE AND SECTOR



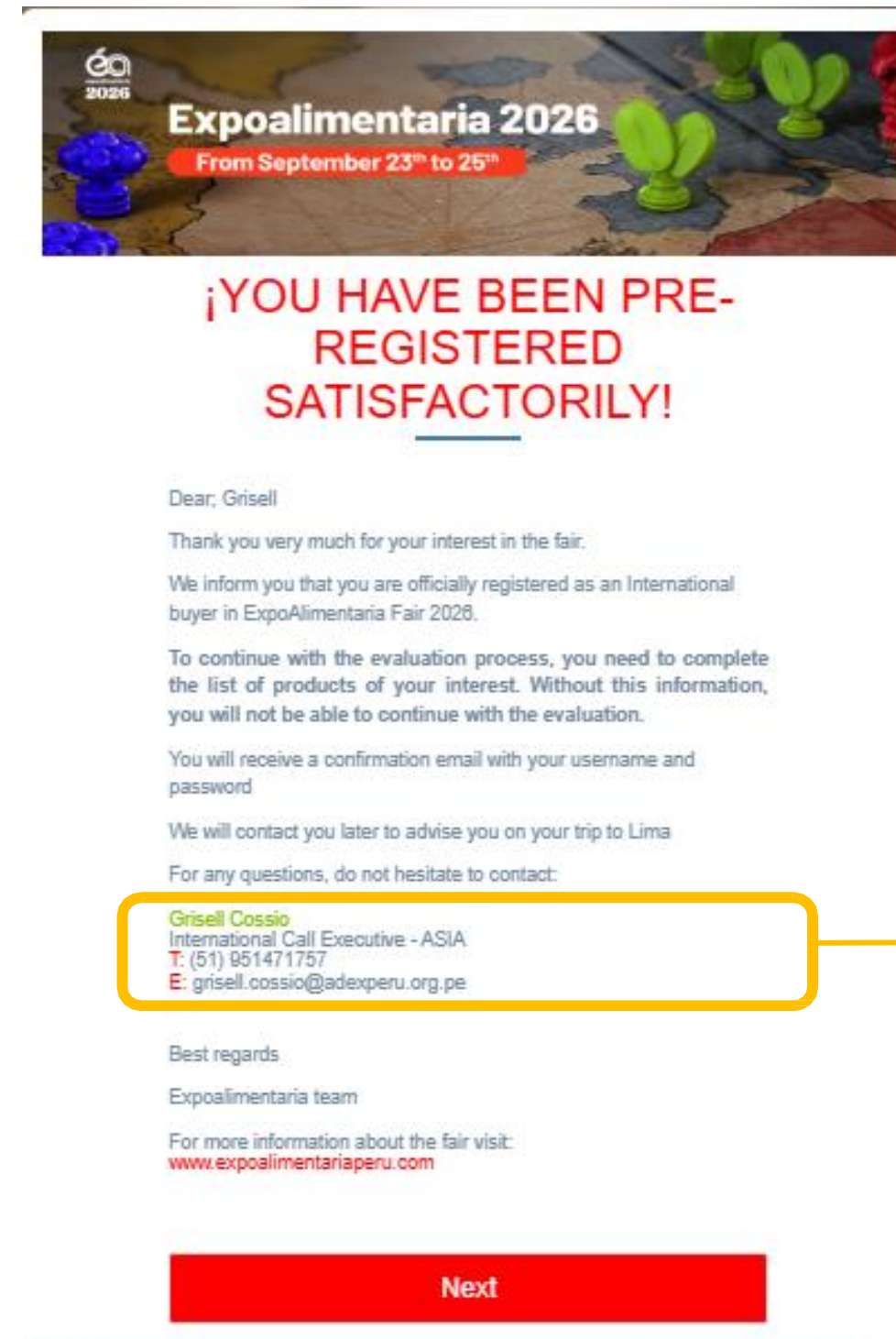
The screenshot shows the registration form for Expoalimentaria 2026. At the top, it says "Expoalimentaria 2026 From September 23rd to 25th". Below that, it says "Dear: dsdsa, Please complete the following information". The form has two main sections: "Business Type" and "Sector". The "Business Type" section has 12 checkboxes for various roles: Trader, Importer, Exporter, Retail distributor, Wholesale distributor, Supermarket, Service provider, Restaurants and related, Productor, Food processor, Hotels, and Food service. The "Sector" section has a dropdown menu currently set to "SELECT...". Below the dropdown is a file upload area with a folder icon, a button labeled "Seleccionar archivo", and the text "Ningún archivo seleccionado". At the bottom of the form is a red "Next" button. A yellow box highlights the file upload area, and a yellow arrow points from the text in the left sidebar to this box.

- In this section you can add a **catalog of your products**.
- If you do not have a website and wish to apply to the HBP, you can use this section to upload a presentation or brochure of your company.

If you apply for the HBP, you will be encouraged to select the following field, such as business type and sector.



5. PRE-REGISTRATION MESSAGE

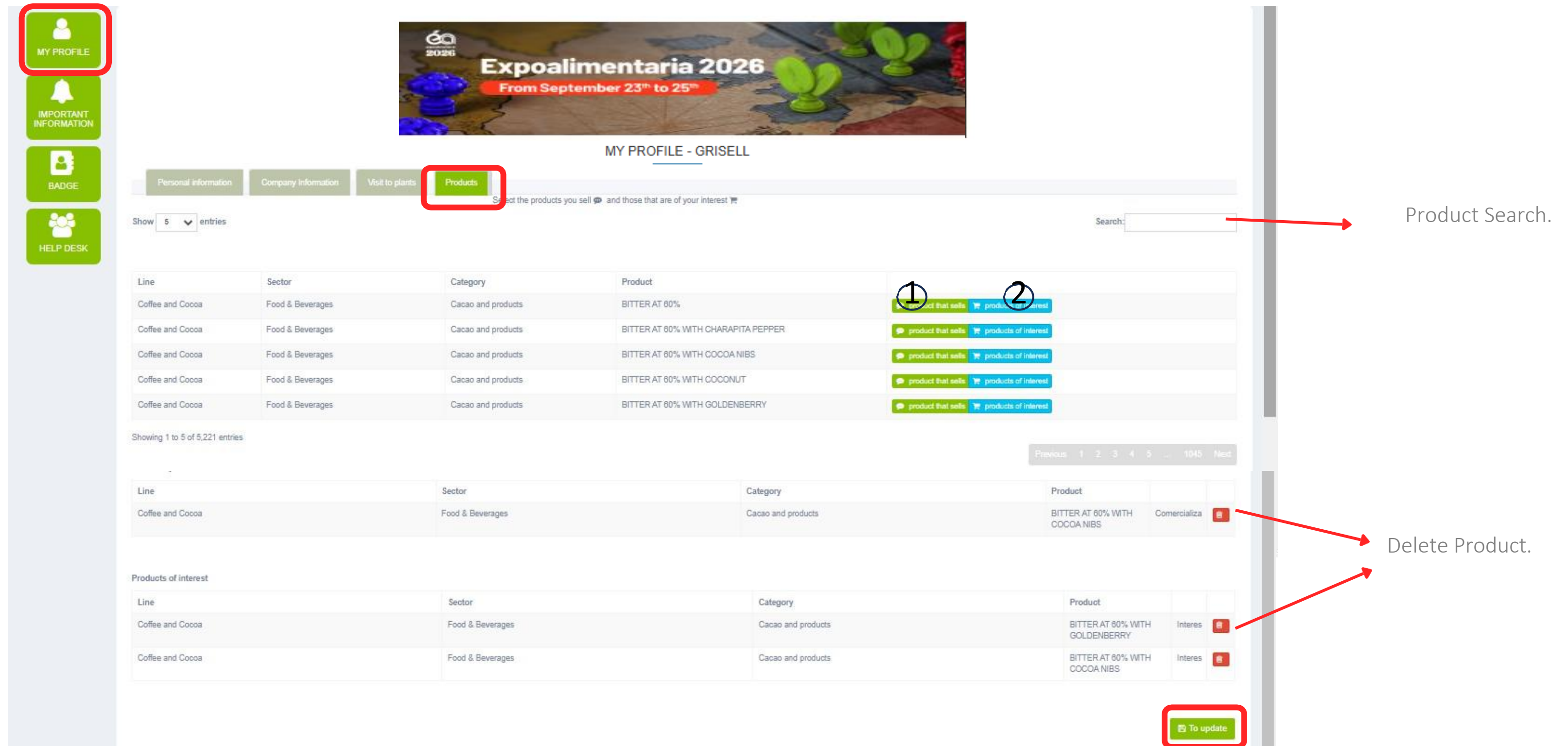


- In the registration confirmation message, you will find the contact information of your assigned executive.

- This message will inform you that your account has been created, and the username and password will be sent to the registered email address.
- To complete the registration process, click the "NEXT" button.



6. COMPLETE PRODUCTS INFORMATION



The screenshot shows the 'MY PROFILE - GRISELL' page with a navigation menu on the left containing 'MY PROFILE', 'IMPORTANT INFORMATION', 'BADGE', and 'HELP DESK'. The main content area has tabs for 'Personal information', 'Company Information', 'Visit to plants', and 'Products'. The 'Products' tab is active, displaying a table of products with columns for Line, Sector, Category, Product, and action buttons. A search bar is located at the top right. A 'To update' button is at the bottom right.

Line	Sector	Category	Product	Actions
Coffee and Cocoa	Food & Beverages	Cacao and products	BITTER AT 80%	product that sells products of interest
Coffee and Cocoa	Food & Beverages	Cacao and products	BITTER AT 80% WITH CHARAPITA PEPPER	product that sells products of interest
Coffee and Cocoa	Food & Beverages	Cacao and products	BITTER AT 80% WITH COCOA NIBS	product that sells products of interest
Coffee and Cocoa	Food & Beverages	Cacao and products	BITTER AT 80% WITH COCONUT	product that sells products of interest
Coffee and Cocoa	Food & Beverages	Cacao and products	BITTER AT 80% WITH GOLDENBERRY	product that sells products of interest

Line	Sector	Category	Product	Comercializa	Interes
Coffee and Cocoa	Food & Beverages	Cacao and products	BITTER AT 80% WITH COCOA NIBS	<input type="checkbox"/>	<input type="checkbox"/>

Line	Sector	Category	Product	Interes
Coffee and Cocoa	Food & Beverages	Cacao and products	BITTER AT 80% WITH GOLDENBERRY	<input type="checkbox"/>
Coffee and Cocoa	Food & Beverages	Cacao and products	BITTER AT 80% WITH COCOA NIBS	<input type="checkbox"/>

① To select the product you sell, click on the green speech bubble icon. The selected product will appear in the list below.

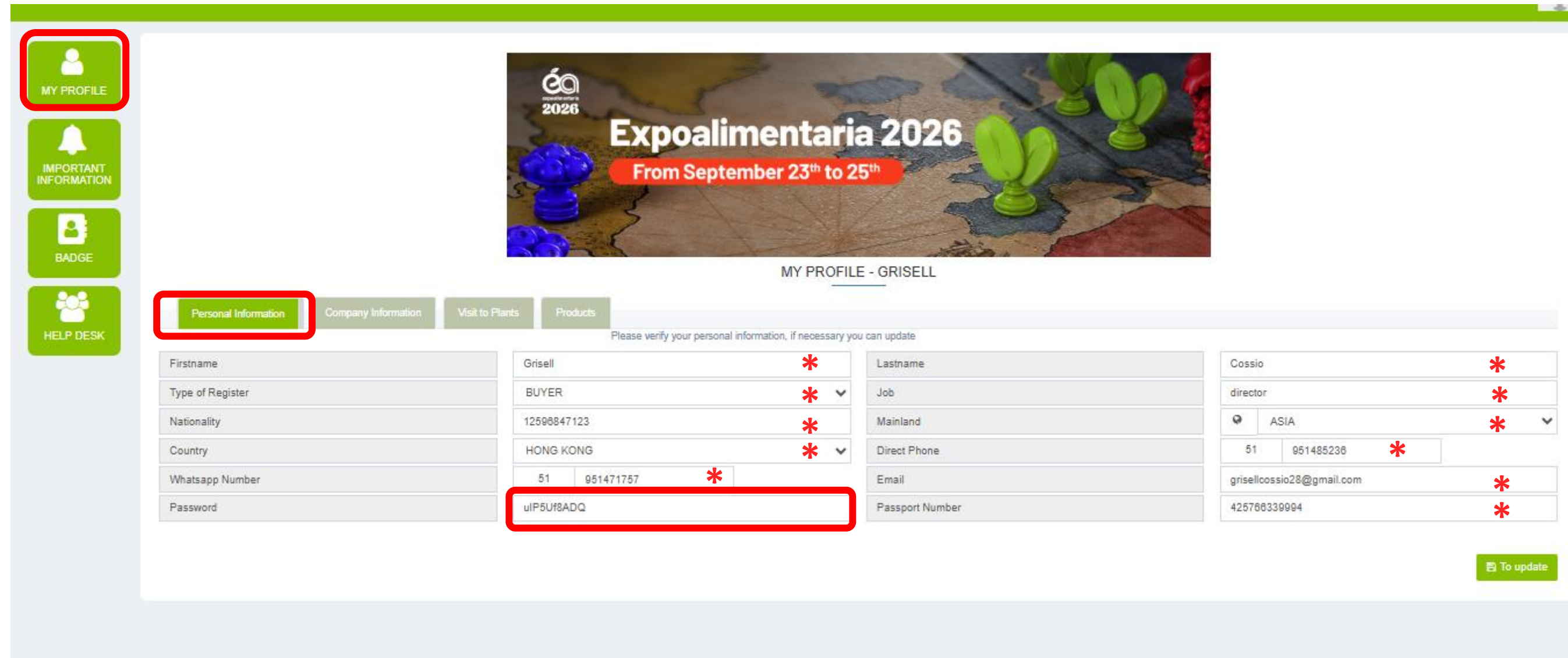
② To select the product you are interest, click on the light blue icon in the shopping cart. The selected product will appear in the list below.

Save the information



7. REGISTRATION: COMPLETING "MY PROFILE" SECTION

- In this section, you should complete personal details. If you already have a profile from previous years, please update any necessary information.



MY PROFILE - GRISELL


Personal Information Company Information Visit to Plants Products

Please verify your personal information, if necessary you can update

Firstname	Grisell *	Lastname	Cossio *
Type of Register	BUYER *	Job	director *
Nationality	12598847123 *	Mainland	ASIA *
Country	HONG KONG *	Direct Phone	51 951485236 *
Whatsapp Number	51 951471757 *	Email	griselloossio28@gmail.com *
Password	uIP5Uf8ADQ *	Passport Number	425768339994 *

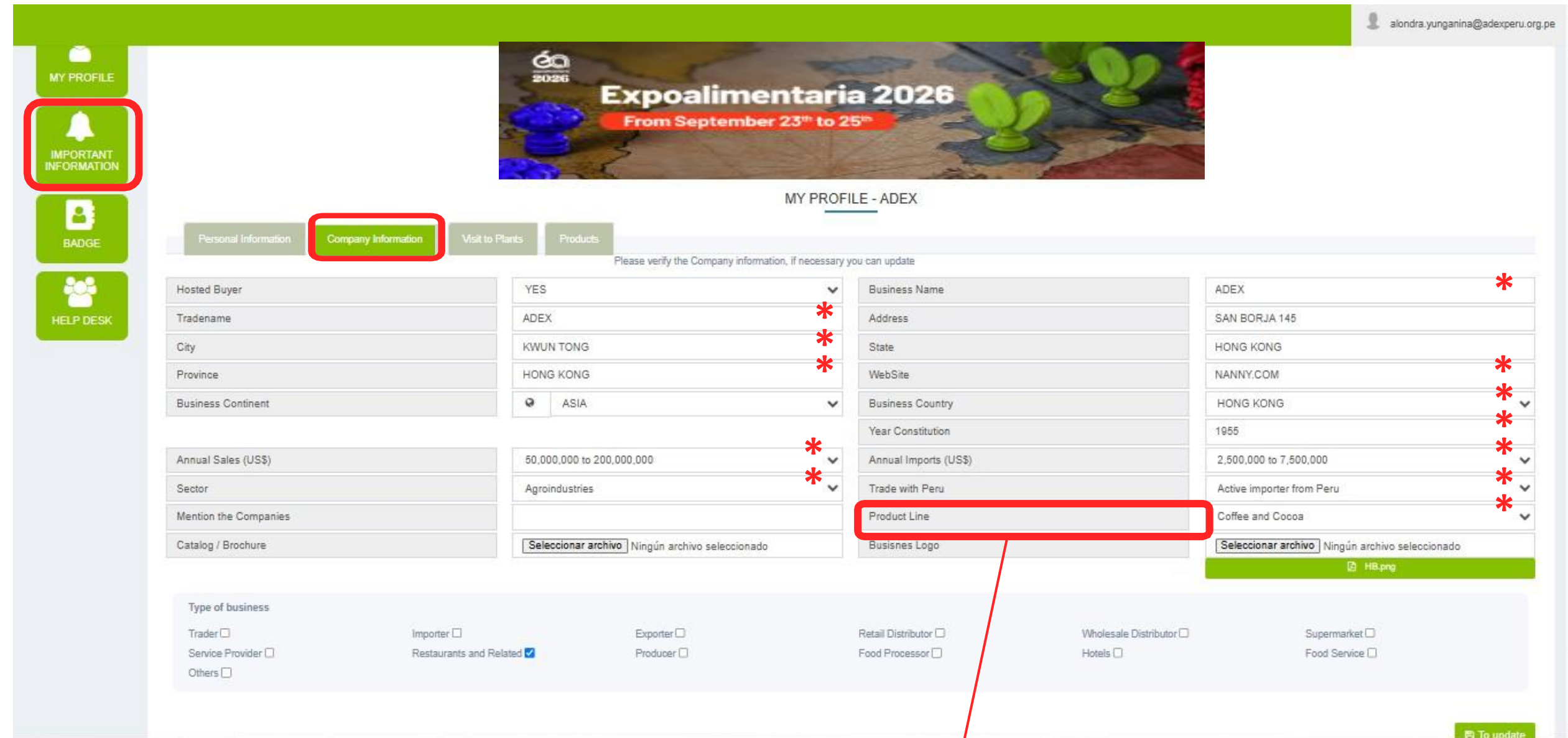
To update

* Required fields to participate in the Hosted Buyer Program



8. COMPLETE COMPANY INFORMATION

- In this section, you must complete all company information, which will be essential for the evaluation of companies participating in the Hosted Buyer Program.



Field	Value	Required
Hosted Buyer	YES	*
Tradename	ADEX	*
City	KWUN TONG	*
Province	HONG KONG	*
Business Continent	ASIA	
Business Name	ADEX	*
Address	SAN BORJA 145	
State	HONG KONG	
WebSite	NANNY.COM	*
Business Country	HONG KONG	*
Year Constitution	1955	*
Annual Sales (US\$)	50,000,000 to 200,000,000	*
Annual Imports (US\$)	2,500,000 to 7,500,000	*
Sector	Agroindustries	*
Trade with Peru	Active importer from Peru	*
Product Line	Coffee and Cocoa	*
Business Logo	Seleccionar archivo	

Type of business:

Trader Importer Exporter Retail Distributor Wholesale Distributor Supermarket
Service Provider Restaurants and Related Producer Food Processor Hotels Food Service
Others

* Required fields to participate in the Hosted Buyer Program

Place Product Line; it is a new and required field.



9. COMPLETE PLANT VISIT INFORMATION

- In this section, you should indicate whether you have an interest in visiting the plants on September 28th and 29th .



MY PROFILE - ALONDRA

Personal information Company information **Visit to plants** Products

Visita a plantas:

Interest in visiting Plants	SELECT...	Interest in visiting a company farm	SELECT...
Routes	Select...	Interest category	
Certificate			

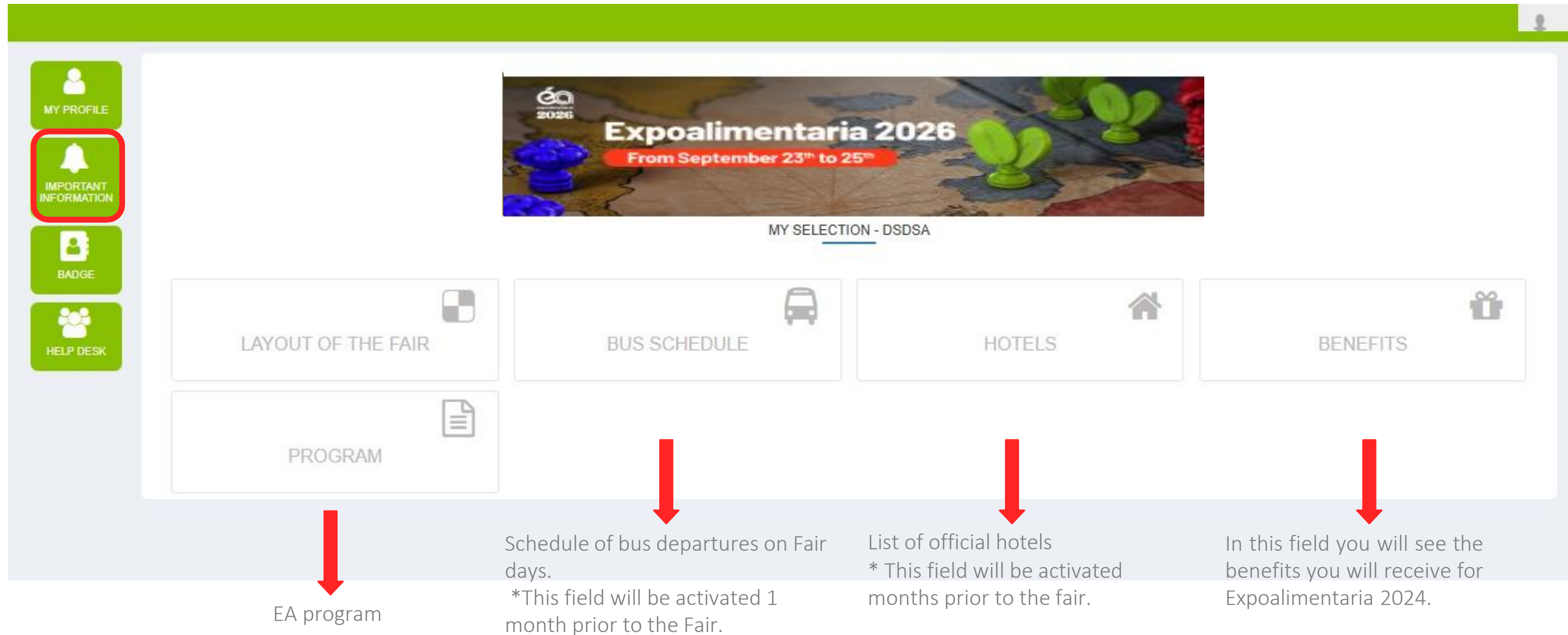
To update

* All fields must be completed; they are mandatory.




10. IMPORTANT INFORMATION

- In this section you will find the most useful information for your visit to Expoalimentaria.

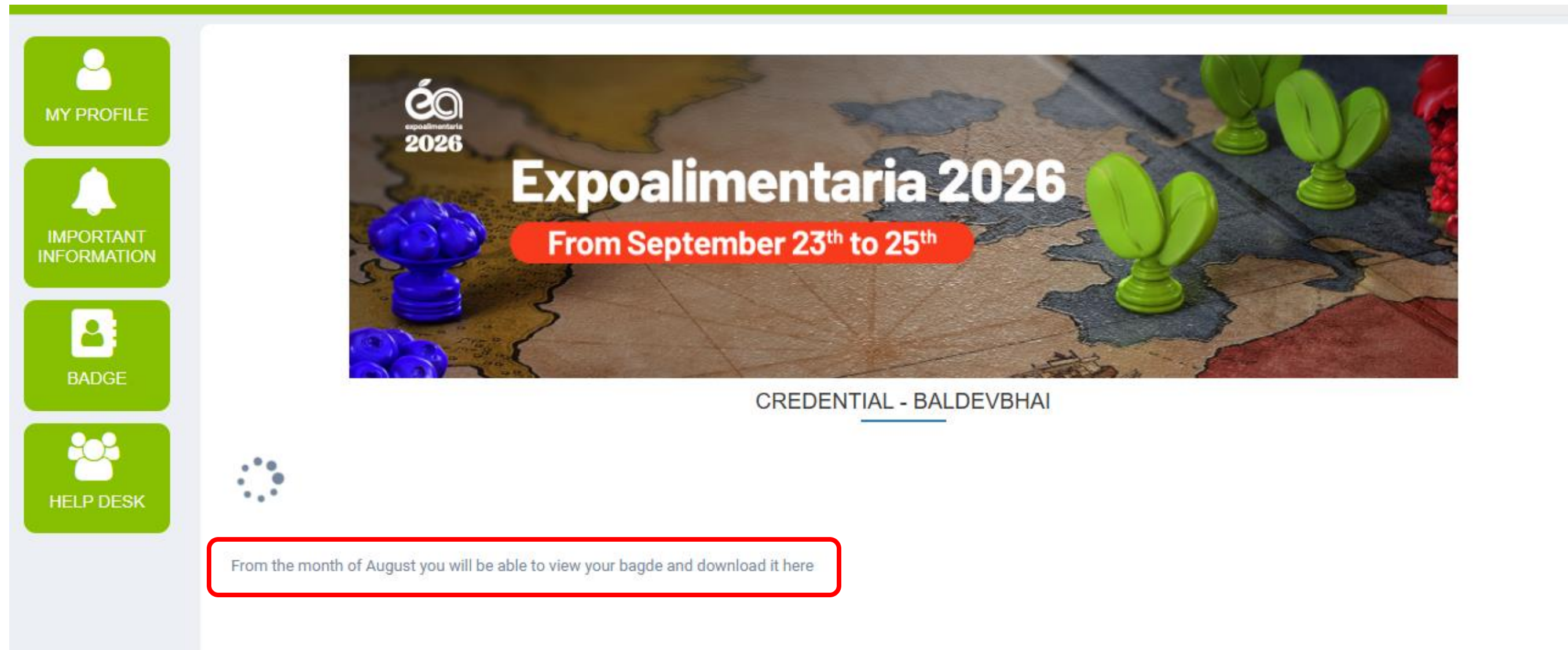


The screenshot shows the Expoalimentaria 2026 website interface. On the left, there is a vertical navigation menu with four green buttons: 'MY PROFILE', 'IMPORTANT INFORMATION' (highlighted with a red border), 'BADGE', and 'HELP DESK'. The main content area features a banner for 'Expoalimentaria 2026 From September 23th to 25th' with the text 'MY SELECTION - DSDSA' below it. Below the banner are five white buttons: 'LAYOUT OF THE FAIR', 'BUS SCHEDULE', 'HOTELS', 'PROGRAM', and 'BENEFITS'. Red arrows point from the 'PROGRAM' button to the text 'EA program'. Red arrows point from the 'BUS SCHEDULE' button to the text 'Schedule of bus departures on Fair days. *This field will be activated 1 month prior to the Fair.'. Red arrows point from the 'HOTELS' button to the text 'List of official hotels * This field will be activated months prior to the fair.'. Red arrows point from the 'BENEFITS' button to the text 'In this field you will see the benefits you will receive for Expoalimentaria 2024.'



11 REQUEST CREDENTIALS

Upon selecting the credential, you will be able to request the digital credential from the month of August, which will be exclusively for use during the days of the Fair.



The screenshot shows a user interface for Expoalimentaria 2026. On the left is a vertical sidebar with four green buttons: 'MY PROFILE', 'IMPORTANT INFORMATION', 'BADGE', and 'HELP DESK'. The main content area features a banner for 'Expoalimentaria 2026' with the dates 'From September 23th to 25th' and a background of colorful food items. Below the banner, the text 'CREDENTIAL - BALDEVBHAI' is displayed. A red-bordered box at the bottom contains the text: 'From the month of August you will be able to view your badge and download it here'.

The credential will be available for viewing in your account from the month of August, and you will be able to download it.



12 REQUEST TECHNICAL SUPPORT

- Finally, if you encounter any issues with the use of the registration platform, you can click on the communication channels provided in this field.
- You will be directed to your assigned executive for assistance.





THANK YOU